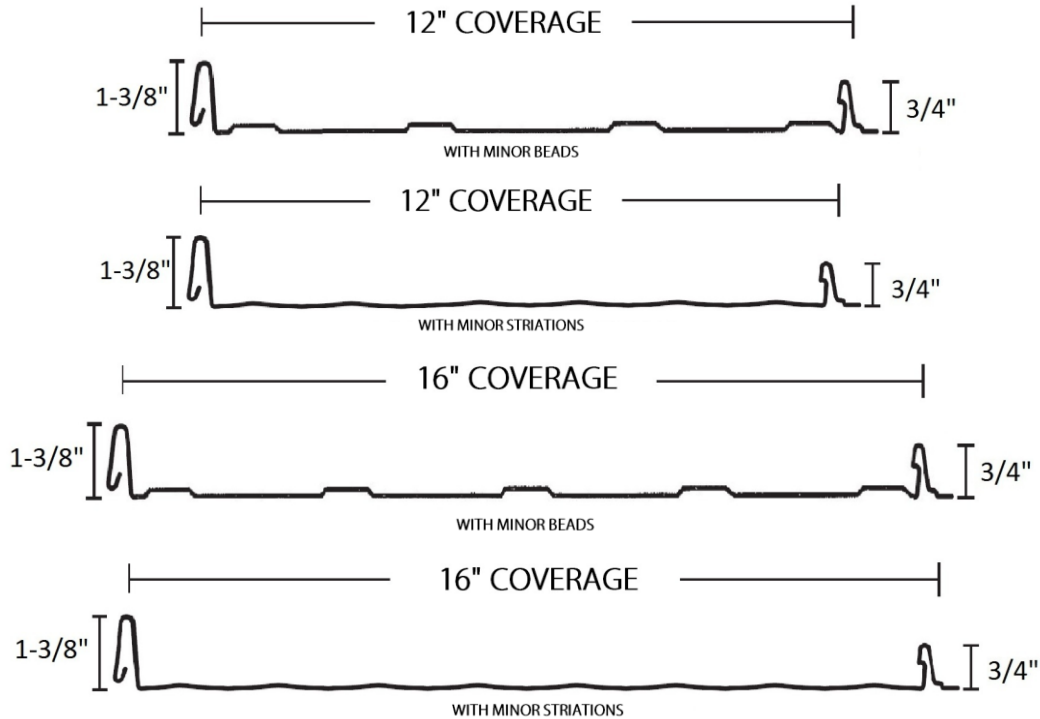


SNAP-TITE 1.5



29 Gauge – Available Colours (12" Profile Only)

Linen	Wicker	Canouan	Pebble Beach	Driftwood
Madison Brown	Sophia Spice	Olivia Green	Sable	Espresso
Slate Blue	Royal Blue	Heron Blue	Deepwater Green	Melcher's Green
Tile Red	Bright Red	Dark Red	Burgundy	Ivory
Tan	Buckskin	Coffee Brown	Bright White	White-White
Bone White	Stone Grey	Regent Grey	Charcoal	Black
Galvalume				

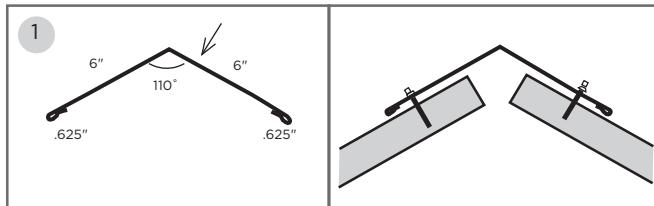
26 Gauge – Available Colours (12" or 16" Profiles)

Linen	Wicker	Pebble Beach	Slate Blue	Royal Blue
Heron Blue	Melcher's Green	Tile Red	Bright Red	Dark Red
Tan	Coffee Brown	Bright White	White-White	Bone White
Stone Grey	Regent Grey	Charcoal	Black	Galvalume

SNAP-TITE 1.5 TRIM ILLUSTRATIONS

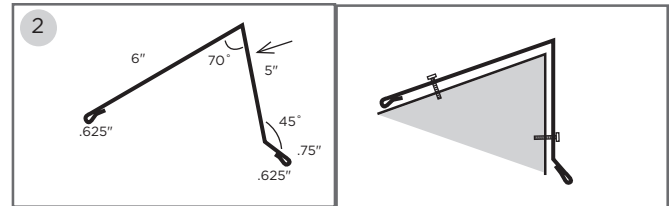
29 Gauge - Hi Tensile

→ = Painted Side



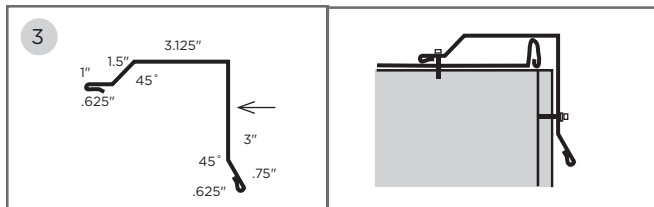
RIDGE CAP

MERC3



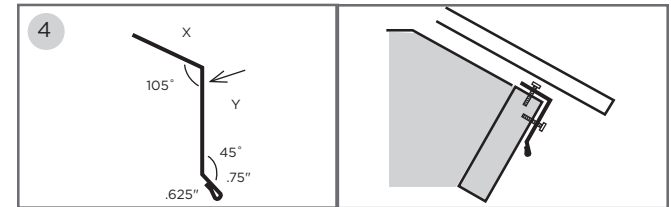
PEAK CAP FLASHING

MEPC2



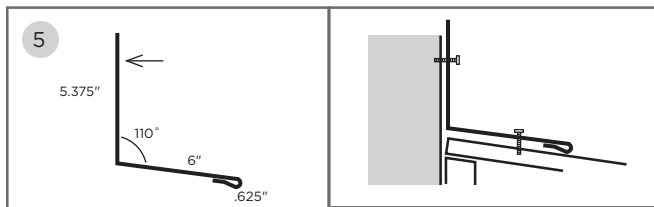
GABLE FLASHING

MEGF4



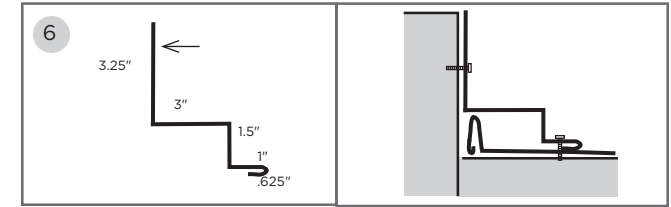
EAVE FLASHING

MEEF1 X=4.625" Y=2", MEEF2 X=4.375" Y=3.25"



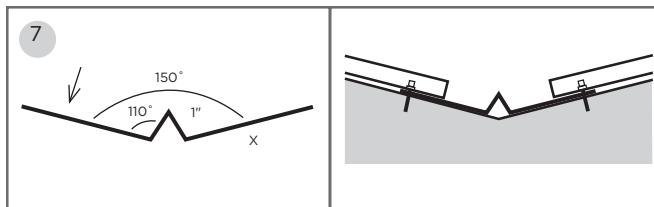
ENDWALL FLASHING

MEEW1



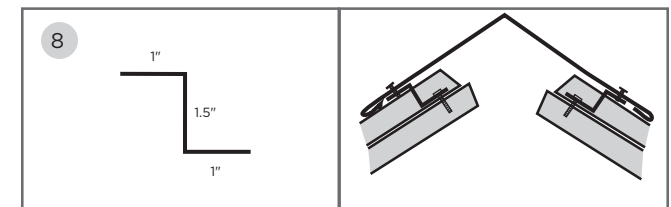
SIDEWALL FLASHING

MESW3



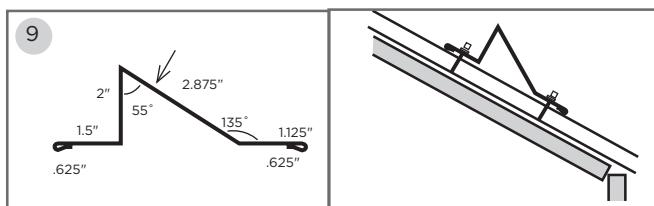
'W' VALLEY FLASHING

MEVF1 X=11", MEVF2 X=17"



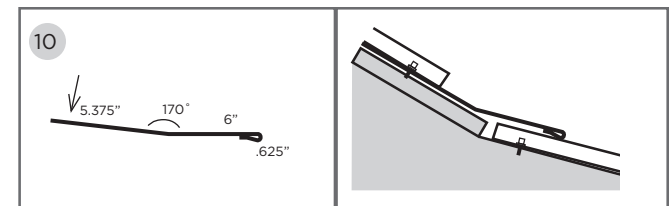
Z CLOSURE (ALSO VENTED)

MEZBAR2, MEZBAR2V



SNOW BREAK FLASHING

MESB1



PITCH BREAK

METF1